

**Internal Quality Assurance Cell (IQAC)**  
**Darul Uloom Arabic College, Vazhakkad**

**STUDENT'S FEEDBACK REPORT**  
**2019-20**

## Analysis of Student's Feedback on Curriculum for the year 2019-20

---

The Internal Quality Assurance Cell of Darul Uloom Arabic College used to collect and analyse feedbacks from students on various matters relating to academics and administration of the college. Curriculum feedback is a major part of such exercise. The College collects students' feedback on curriculum directly by circulating the Feedback Forms. Feedback survey takes place every year from students of the college. A well designed and structured questionnaire has been used to collect the response of students.

### Objectives of the feedback

The objective of the feedback survey is to analyse the relevance and importance of the curriculum, and how far it has attained in satisfying the need of the academic community. The structured questionnaire includes questions related to various aspects of curriculum which are highly relevant to students. The survey includes questions related to the adequacy of learning resources in the college, effectiveness of internal evaluation process, opportunities in participating in seminars, industrial visits and conferences, role of curriculum in stimulating innovative thinking and exploring new ideas and contents and objectives of curriculum design.

### About the survey

The Internal Quality Assurance Cell of the College used to collect and analyse feedbacks from students on various matters relating to academics and administration of the college. Curriculum feedback is a major part of such exercise. In 2019-20 we have framed 11 statements which essentially capture the various aspects of curriculum design and implementation. The Feedback on curriculum is collected from students Five point agreement scales (5-excellent, 4-Very good, 3- Good, 2-Satisfactory, 1-Unsatisfactory) were used to assess students rating on various curriculum aspects. The results were further analysed using tables, percentages, and diagrams.

The model of questionnaire, collected data and the findings are given below.

**Model of questionnaire:**

**Internal Quality Assurance Cell (IQAC)**  
**DARUL ULOOM ARABIC COLLEGE, VAZHAKKAD**  
 PO Vazhakkad, Malappuram Dist., Kerala, 673640  
**Questionnaires for Feedback from Students on Curriculum**

**Name of the student:****Programme:****Semester:****Year:**

Students are required to rate the curriculum on the following attributes using the 5 -point scale shown.

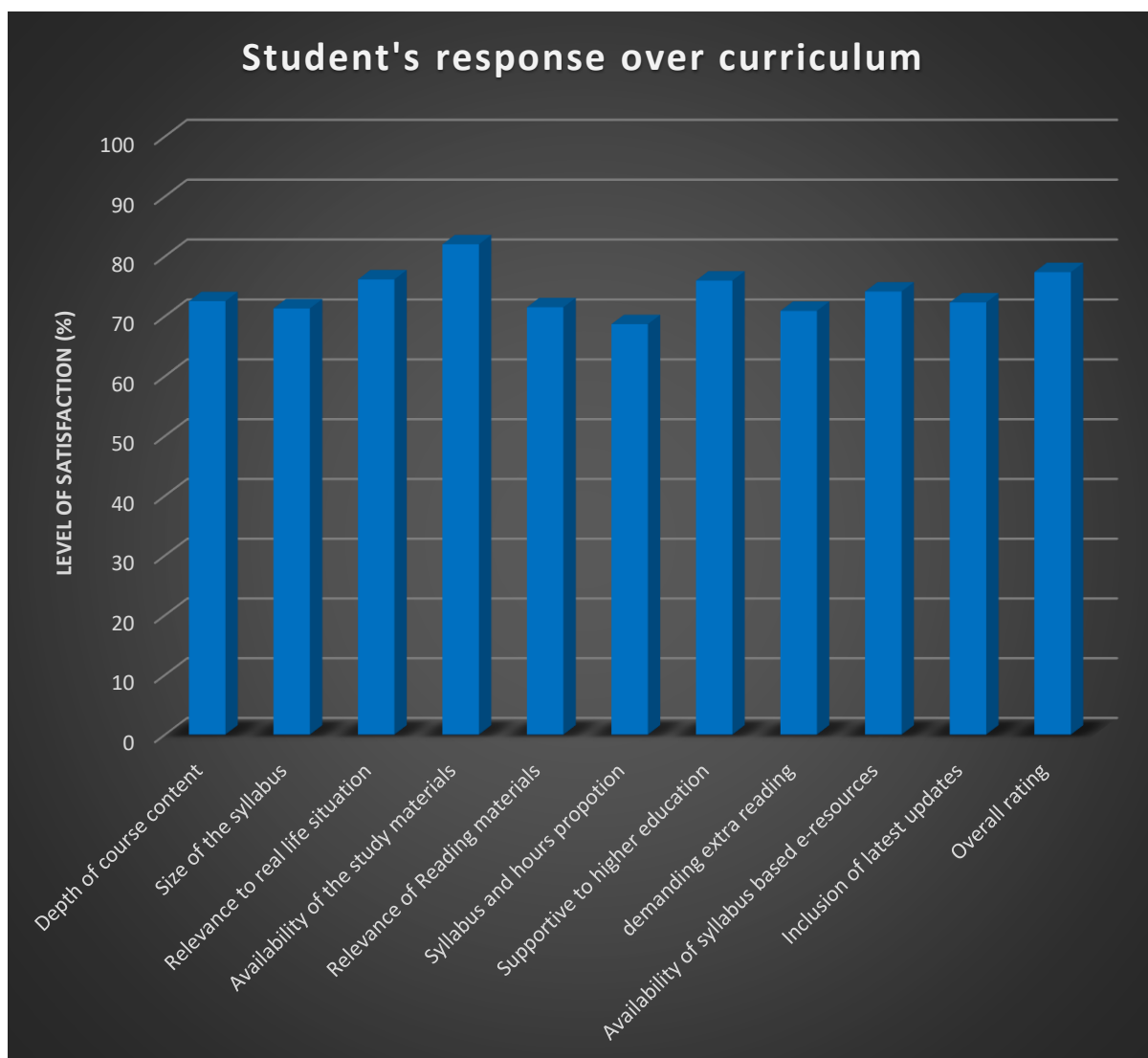
icate shown:

5.00		4.00		3.00		2.00		1.00	
A		B		C		D		E	
Excellent		Very Good		Good		Satisfactory		Unsatisfactory	
Sl. No	Parameters			A	B	C	D	E	
1	Depth of the course content including project work if any								
2	Size of syllabus in term of the load on the student								
3	Applicability/relevance to real life situations								
4	Availability of the text/reference book in the market/library								
5	Clarity and relevance of textual reading material								
6	Proportionality of the syllabus to the number of hours available								
7	Extent of support for higher education								
8	Extent to which the syllabus demands extra Reading by the students								
9	Availability of syllabus based e-resources								
10	Inclusion latest development in the subject								
11	Overall rating								

**Table: Analysis of Student's feedback on Curriculum**

<b>DARUL ULOOM ARABIC COLLEGE, VAZHAKKAD</b>										
<b>STUDENT'S FEEDBACK ON CURRICULUM, 2019-20</b>										
Sl.No	Parameters		A Excellent	B Very Good	C Good	D Satisfactory	E Unsatisfactory	Mean Score	Percentage	No. of students
1	Depth of the course content including project work if any	N	26	30	23	20	0	3.63	72.53	99
		%	26.26	30.30	23.23	20.20	0.00			
2	Size of syllabus in term of the load on the student	N	25	29	22	23	0	3.57	71.31	99
		%	25.25	29.29	22.22	23.23	0.00			
3	Applicability/relevance to real life situations	N	32	25	33	9	0	3.81	76.16	99
		%	32.32	25.25	33.33	9.09	0.00			
4	Availability of the text/reference book in the market/library	N	49	21	19	10	0	4.10	82.02	99
		%	49.49	21.21	19.19	10.10	0.00			
5	Clarity and relevance of textual reading material	N	24	29	26	20	0	3.58	71.52	99
		%	24.24	29.29	26.26	20.20	0.00			
6	Proportionality of the syllabus to the number of hours available	N	22	26	29	17	5	3.43	68.69	99
		%	22.22	26.26	29.29	17.17	5.05			
7	Extent of support for higher education	N	33	25	29	12	0	3.80	75.96	99
		%	33.33	25.25	29.29	12.12	0.00			
8	Extent to which the syllabus demands extra Reading by the students	N	22	33	22	21	1	3.55	70.91	99
		%	22.22	33.33	22.22	21.21	1.01			
9	Availability of syllabus based e-resources	N	35	23	20	19	2	3.71	74.14	99
		%	35.35	23.23	20.20	19.19	2.02			
10	Inclusion latest development in the subject	N	25	31	23	20	0	3.62	72.32	99
		%	25.25	31.31	23.23	20.20	0.00			
11	Overall rating	N	31	35	22	11	0	3.87	77.37	99
		%	31.31	35.35	22.22	11.11	0.00			

### Overview of Student's feedback on Curriculum



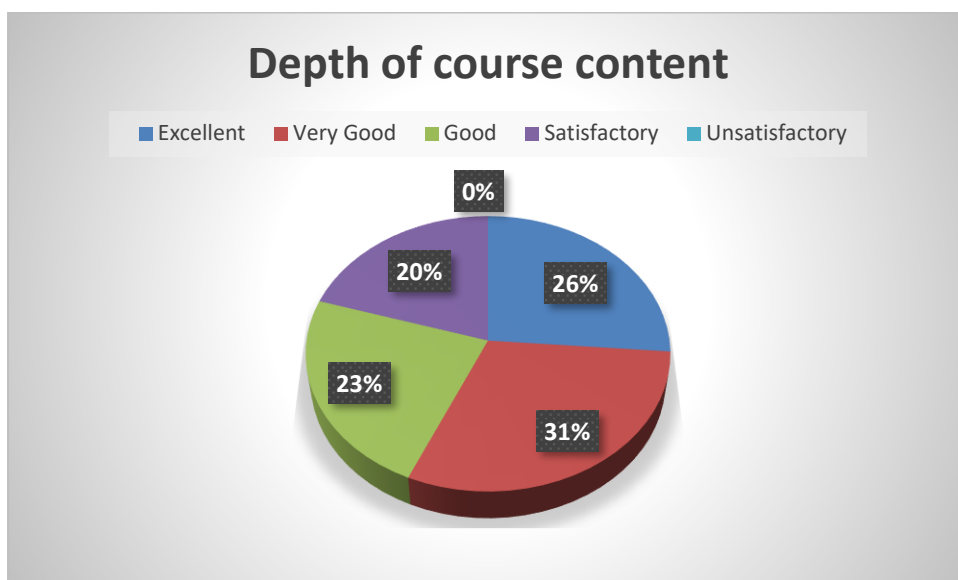
#### **Interpretation:**

The mean score of all the eleven statements under consideration for the students' feedback of 2019-20 was 3.70 out of 5, that is an overall acceptance of 73.90% by the respondents. We have seen a marginal increase of mean scores from 3.48 to 3.70 in the last five years. In this year, availability of the study materials in the college were the student's most attractive factor which gained mean score of 4.10. The overall learning experience of student got a mean score of 3.87, It is a higher mean score than last four years. The least satisfying factor under curriculum as far as the students were concerned was the proportionality of the syllabus to the number of hours available, which earned a mean score of 3.43, but it increased from the previous years. The IQAC decided to take actions to improve these factors.

## Factor wise Analysis of Student's feedback on Curriculum, 2019-20

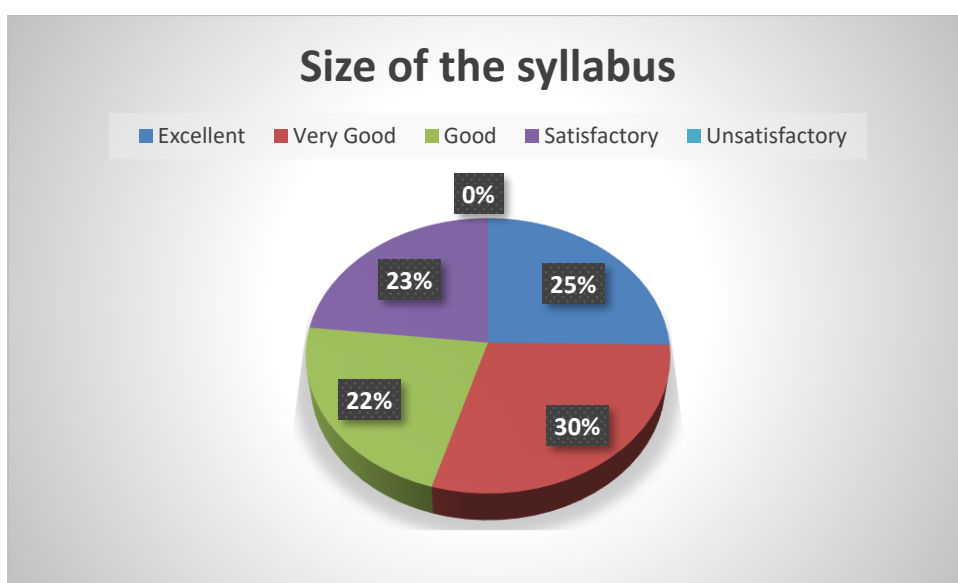
### 1.1: Depth of course content

	Excellent	Very Good	Good	Satisfactory	Unsatisfactory
Level of Satisfaction (%)	26.26	30.30	23.23	20.20	0.00



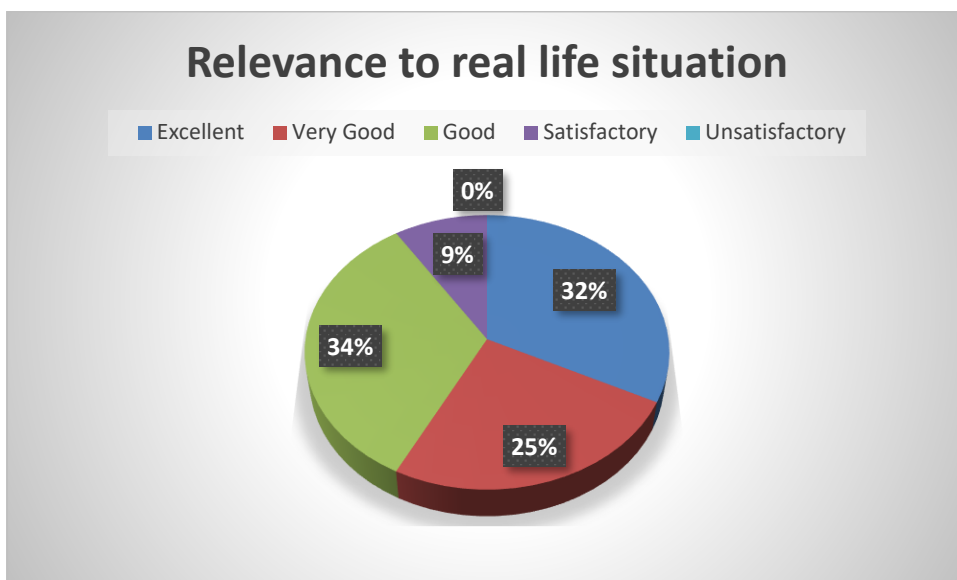
### 2.2: Size of syllabus in term of the load on the student

	Excellent	Very Good	Good	Satisfactory	Unsatisfactory
Level of Satisfaction (%)	25.25	29.29	22.22	23.23	0.00



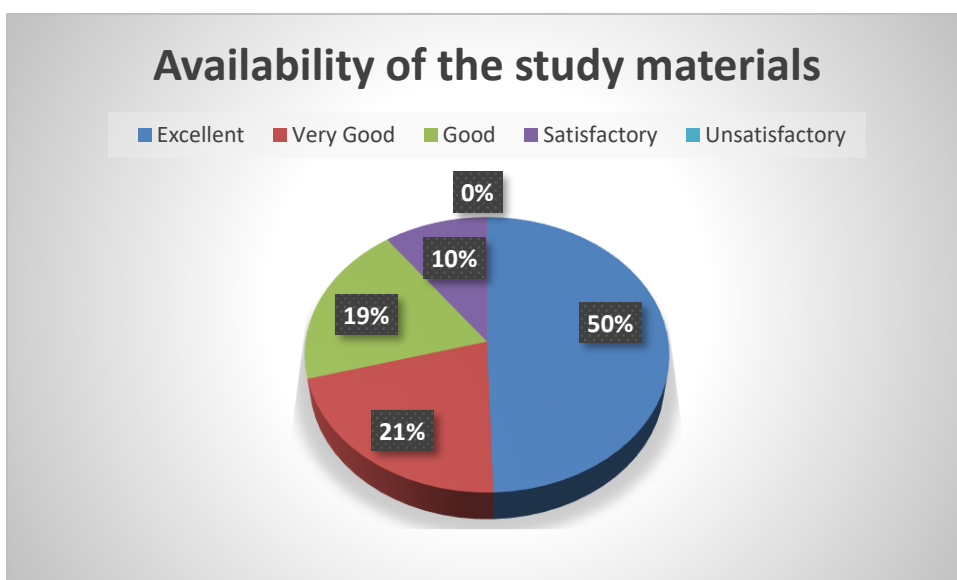
### 2.3: Applicability/relevance to real life situations

	Excellent	Very Good	Good	Satisfactory	Unsatisfactory
Level of Satisfaction (%)	32.32	25.25	33.33	9.09	0.00



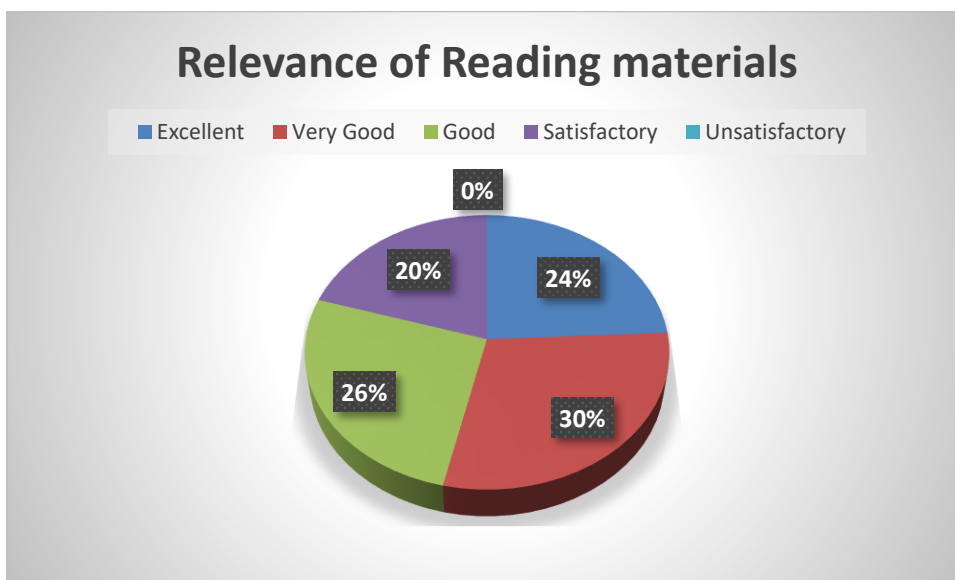
### 2.4: Availability of the text/reference book in the market/library

	Excellent	Very Good	Good	Satisfactory	Unsatisfactory
Level of Satisfaction (%)	49.49	21.21	19.19	10.10	0.00



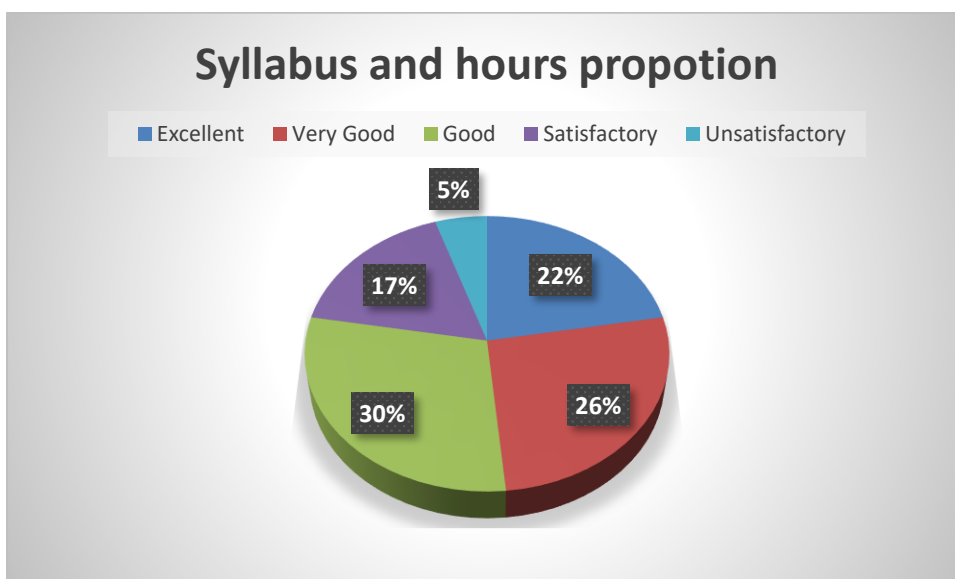
## 2.5: Clarity and relevance of textual reading material

	Excellent	Very Good	Good	Satisfactory	Unsatisfactory
Level of Satisfaction (%)	24.24	29.29	26.26	20.20	0.00



## 2.6: Proportionality of the syllabus to the number of hours available

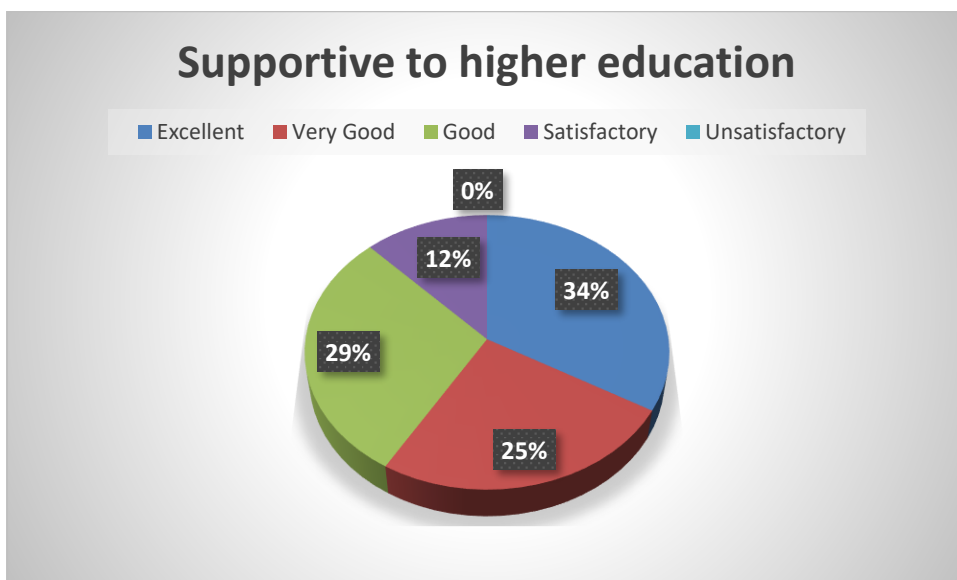
	Excellent	Very Good	Good	Satisfactory	Unsatisfactory
Level of Satisfaction (%)	22.22	26.26	29.29	17.17	5.05





### 2.7: Extent of support for higher education

	Excellent	Very Good	Good	Satisfactory	Unsatisfactory
Level of Satisfaction (%)	33.33	25.25	29.29	12.12	0.00



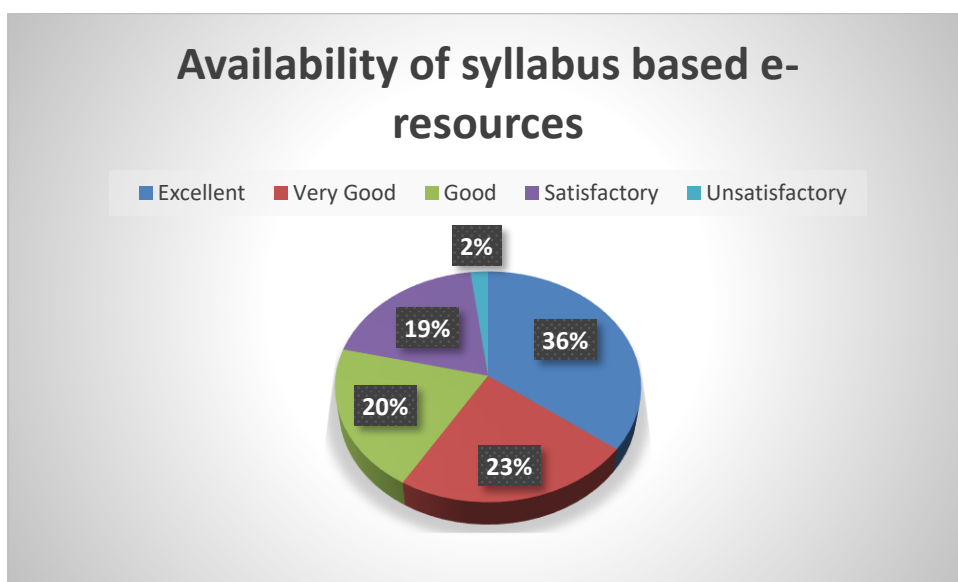
### 2.8: Extent to which the syllabus demands extra Reading by the students

	Excellent	Very Good	Good	Satisfactory	Unsatisfactory
Level of Satisfaction (%)	22.22	33.33	22.22	21.21	1.01

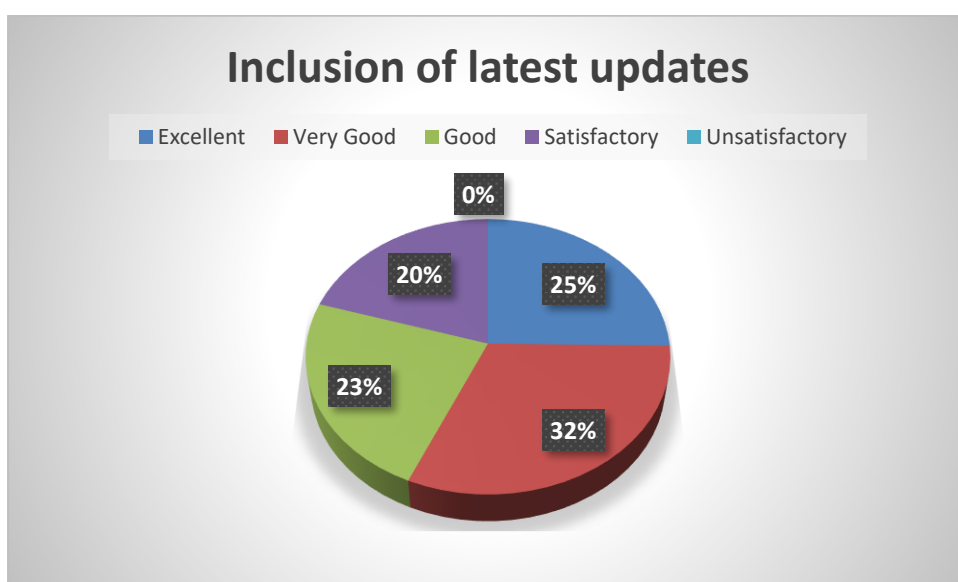


**2.9: Availability of syllabus based e-resources**

	Excellent	Very Good	Good	Satisfactory	Unsatisfactory
Level of Satisfaction (%)	35.35	23.23	20.20	19.19	2.02

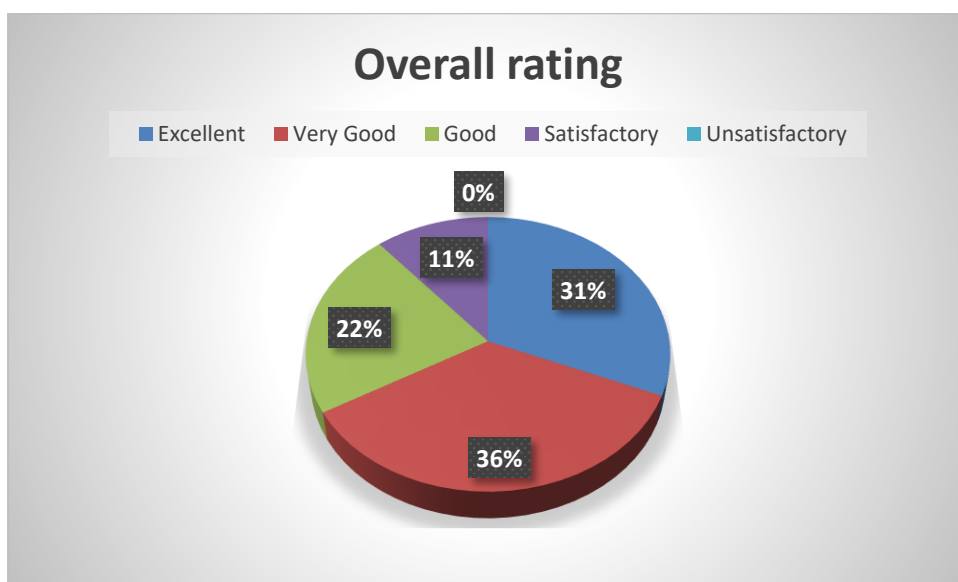
**2.10: Inclusion latest development in the subject**

	Excellent	Very Good	Good	Satisfactory	Unsatisfactory
Level of Satisfaction (%)	25.25	31.31	23.23	20.20	0.00



### 2.11: Overall Learning Experience

	Excellent	Very Good	Good	Satisfactory	Unsatisfactory
Level of Satisfaction (%)	31.31	35.35	22.22	11.11	0.00



### Conclusion

Based on the survey conducted among the students at the end of the academic year, it is found that students have the view that the curriculum of the Calicut University at UG and PG level are adequately designed to cater to the needs of the time. It can be concluded that students are satisfied to the fact that Darul Uloom Arabic College is successful and effective in implementing the curriculum in the best possible way. The survey results are to be discussed in the college council and take necessary actions.