

Internal Quality Assurance Cell (IQAC)
Darul Uloom Arabic College, Vazhakkad

TEACHERS' FEEDBACK REPORT
2018-19

Analysis of Teachers' Feedback on Curriculum for the year 2018-19

Curriculum design and its effective implementation is key factor in quality policy of an higher education institution. Curriculum is dynamic product which needs regular revision to ensure its relevance to students and industry. Teachers can play a vital role in enriching the curriculum content and improving its effective delivery.

About the survey

The Internal Quality Assurance Cell of the College used to collect and analyse feedbacks from teachers on various matters relating to academics and administration of the college. Curriculum feedback is a major part of such exercise. The College collects this feedback directly by circulating the Feedback Forms. Feedback survey takes place every year from teachers of the college. A well designed and structured questionnaire has been used to collect the response of teachers.

In 2018-19, we have framed 11 statements which essentially capture the various aspects of curriculum design and implementation. Five point scales (5-excellent, 4-Very good, 3-Good, 2-Satisfactory, 1-Unsatisfactory) were used to assess respondents rating on various curriculum aspects. The results were further analysed using tables, percentages, and diagrams.

The model of questionnaire, collected data and the findings are given below.

Model of questionnaire:

Internal Quality Assurance Cell (IQAC)
DARUL ULOOM ARABIC COLLEGE, VAZHAKKAD
 PO Vazhakkad, Malappuram Dist., Kerala, 673640
Questionnaires for Feedback from Teachers on Curriculum

Name of the Teacher:**Department:****Semester:****Year:**

Teachers are required to rate the Programme on the following attributes using the 5 -point scale shown.

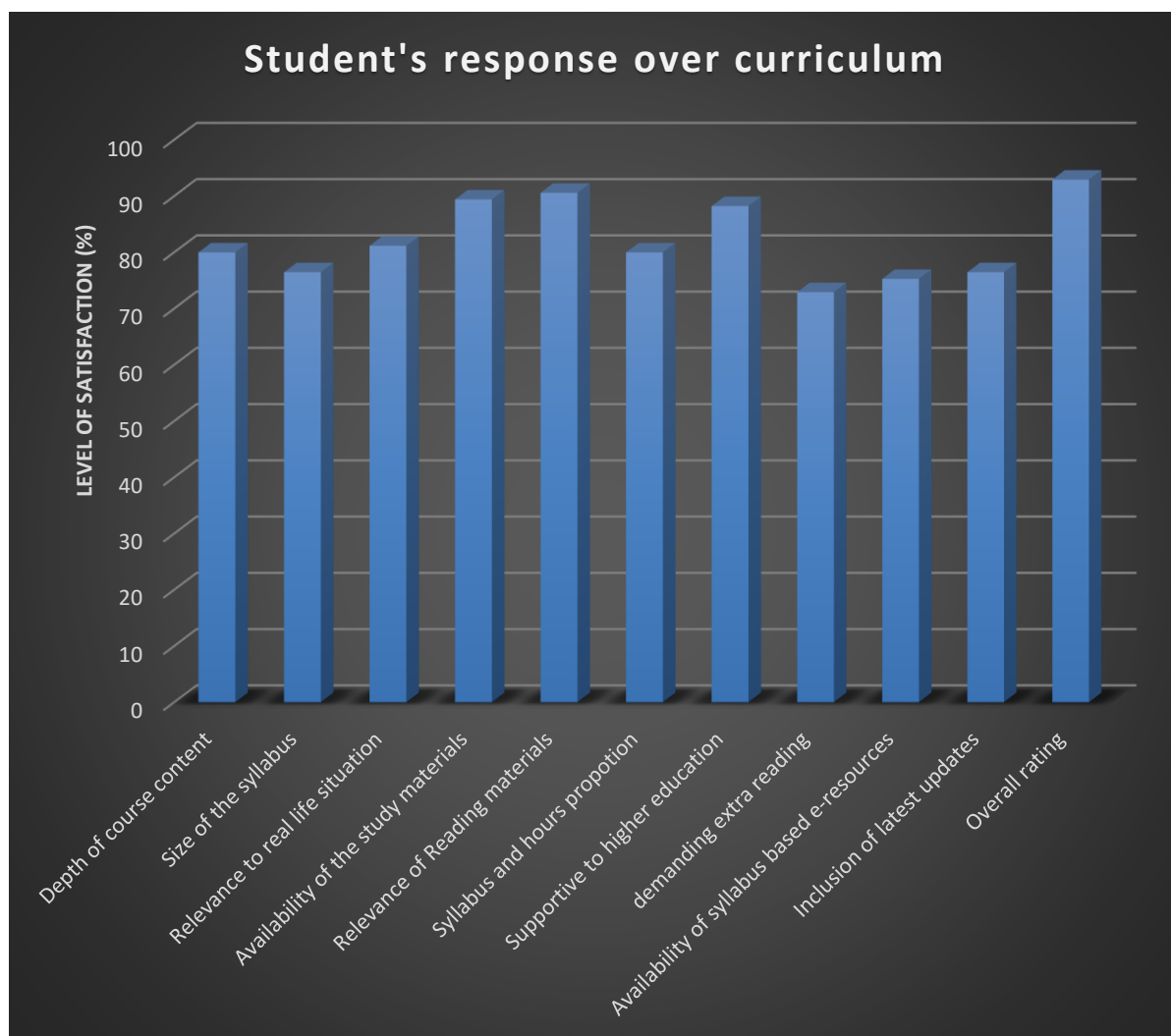
5.00	4.00	3.00	2.00	1.00
A	B	C	D	E
Excellent	Very Good	Good	Satisfactory	Unsatisfactory

Sl. No	Parameters	A	B	C	D	E
1	Depth of the course content including project work if any					
2	Size of syllabus in term of the load on the student					
3	Applicability/relevance to real life situations					
4	Availability of the text/reference book in the market/library					
5	Clarity and relevance of textual reading material					
6	Proportionality of the syllabus to the number of hours available					
7	Extent of support for higher education					
8	Extent to which the syllabus demands extra Reading by the students					
9	Availability of syllabus based e-resources					
10	Inclusion latest development in the subject					
11	Overall rating					

Analysis of Teachers' feedback on Curriculum

DARUL ULOOM ARABIC COLLEGE, VAZHAKKAD										
TEACHER'S FEEDBACK ON CURRICULUM, 2018-19										
Sl. No	Parameters		A Excellent	B Very Good	C Good	D Satisfactory	E Unsatisfactory	Mean Score	Percentage	No. of Stakeholder
1	Depth of the course content including project work if any	N	5	7	5	0	0	4.00	80.00	17
		%	29.41	41.18	29.41	0.00	0			
2	Size of syllabus in term of the load on the student	N	5	6	4	2	0	3.82	76.47	17
		%	29.41	35.29	23.53	11.76	0			
3	Applicability/relevance to real life situations	N	5	8	4	0	0	4.06	81.18	17
		%	29.41	47.06	23.53	0.00	0			
4	Availability of the text/reference book in the market/library	N	10	5	2	0	0	4.47	89.41	17
		%	58.82	29.41	11.76	0.00	0			
5	Clarity and relevance of textual reading material	N	11	4	2	0	0	4.53	90.59	17
		%	64.71	23.53	11.76	0.00	0			
6	Proportionality of the syllabus to the number of hours available	N	5	7	5	0	0	4.00	80.00	17
		%	29.41	41.18	29.41	0.00	0			
7	Extent of support for higher education	N	9	6	2	0	0	4.41	88.24	17
		%	52.94	35.29	11.76	0.00	0			
8	Extent to which the syllabus demands extra Reading by the students	N	5	4	5	3	0	3.65	72.94	17
		%	29.41	23.53	29.41	17.65	0			
9	Availability of syllabus based e-resources	N	5	6	4	1	1	3.76	75.29	17
		%	29.41	35.29	23.53	5.88	6			
10	Inclusion latest development in the subject	N	5	6	4	2	0	3.82	76.47	17
		%	29.41	35.29	23.53	11.76	0			
11	Overall rating	N	11	6	0	0	0	4.65	92.94	17
		%	64.71	35.29	0.00	0.00	0			

Overview of feedback



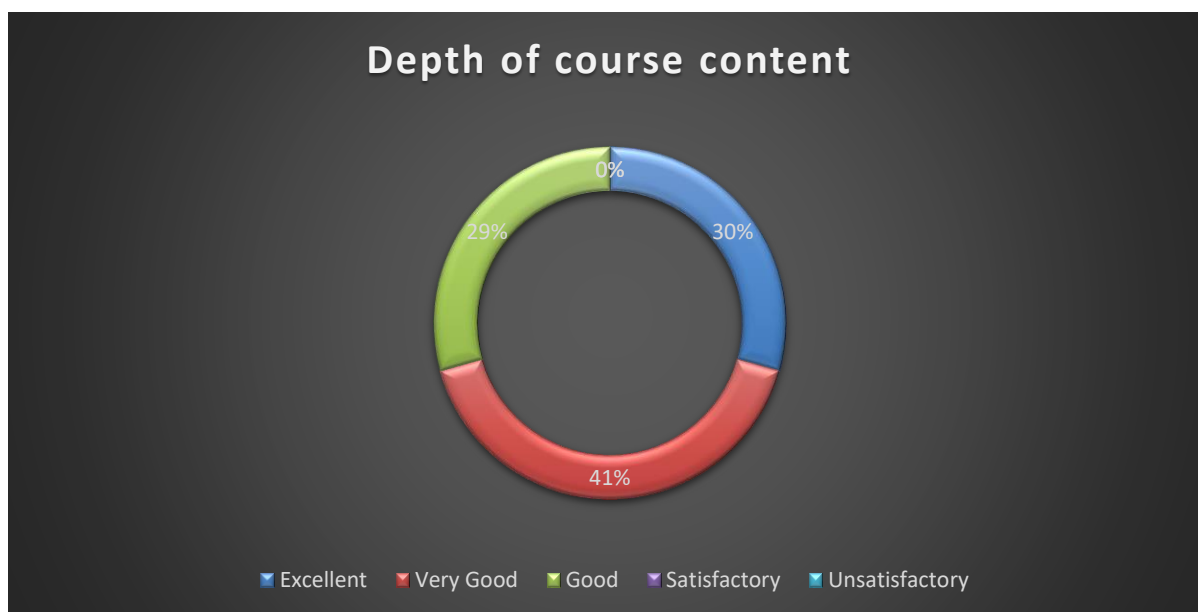
Interpretation:

The mean score of all the eleven statements under consideration for the teachers' feedback of 2018-19 was 4.11 out of 5, that is an overall acceptance of 82.14% by the respondents. We have seen a marginal increase in overall mean scores in the last few years. In this year, the overall teaching experience in the college was the most attractive factor for teachers which gained a mean score of 4.65. Clarity and relevance of textual reading material scored a mean score of 4.53. The least satisfying factor under curriculum as far as the teachers were concerned was the extent to which the syllabus demands extra reading by the students and availability of syllabus based e-resources, which earned mean scores of 3.65 and 3.76 respectively. The IQAC decided to take actions to improve these factors.

Factor wise Analysis of Teachers' feedback on Curriculum

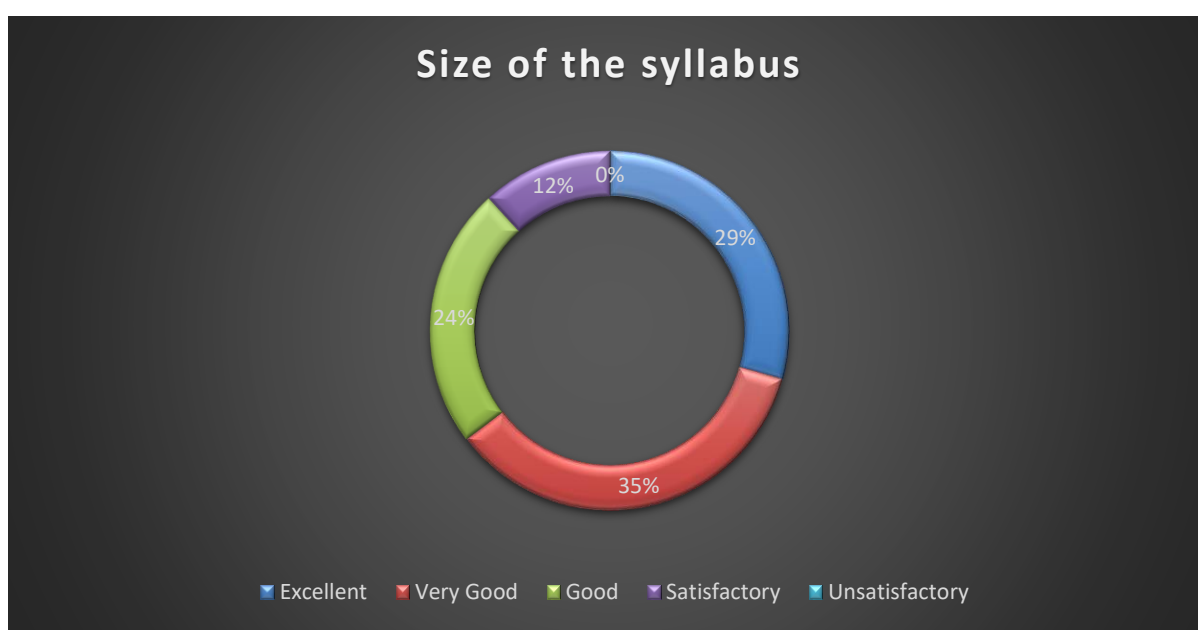
1.1: Depth of course content

	Excellent	Very Good	Good	Satisfactory	Unsatisfactory
Level of Satisfaction (%)	29.41	41.18	29.41	0.00	0



1.2: Size of syllabus in term of the load on the student

	Excellent	Very Good	Good	Satisfactory	Unsatisfactory
Level of Satisfaction (%)	29.41	35.29	23.53	11.76	0



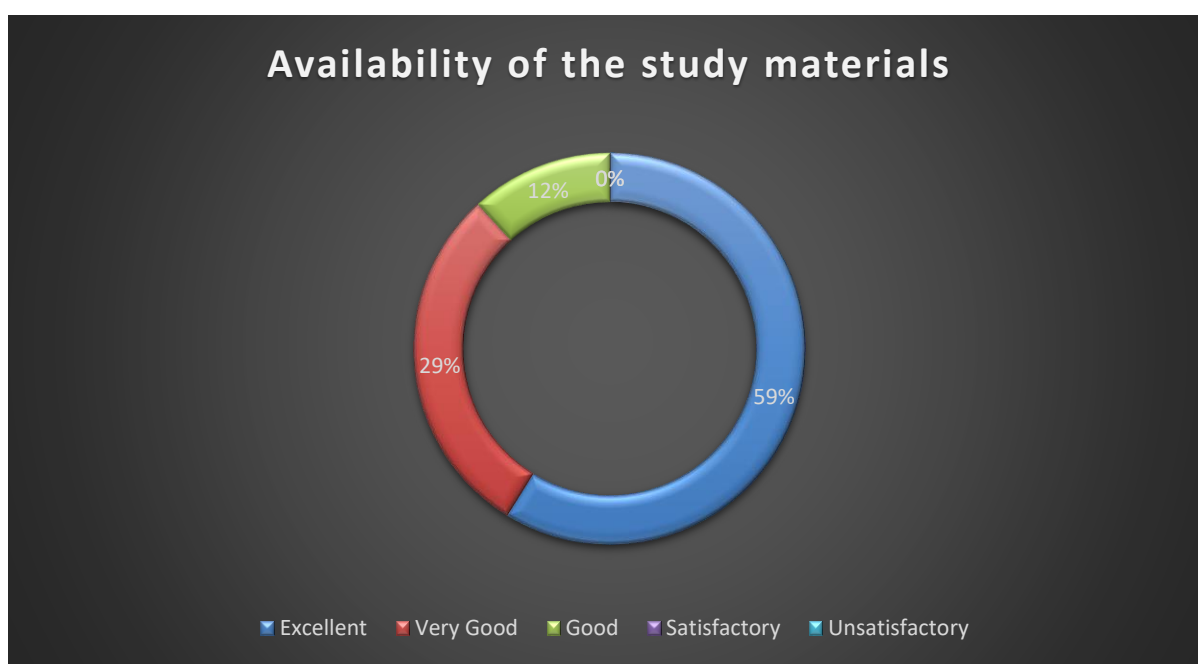
1.3: Applicability/relevance to real life situations

	Excellent	Very Good	Good	Satisfactory	Unsatisfactory
Level of Satisfaction (%)	29.41	47.06	23.53	0.00	0



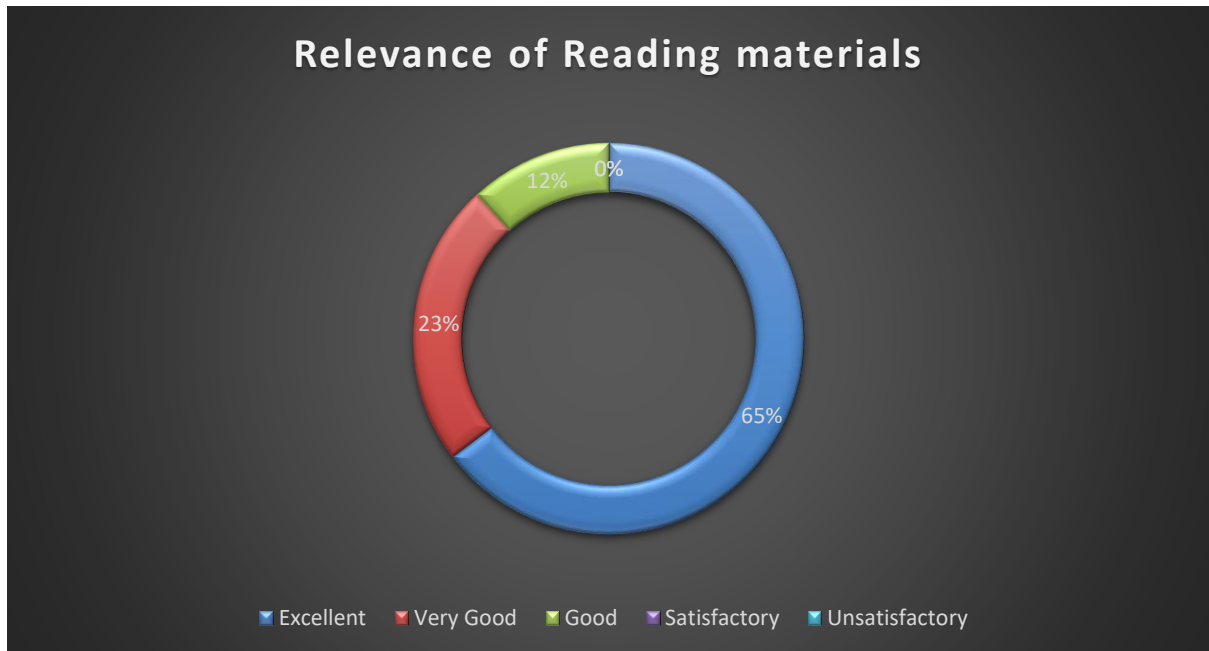
1.4: Availability of the text/reference book in the market/library

	Excellent	Very Good	Good	Satisfactory	Unsatisfactory
Level of Satisfaction (%)	58.82	29.41	11.76	0.00	0



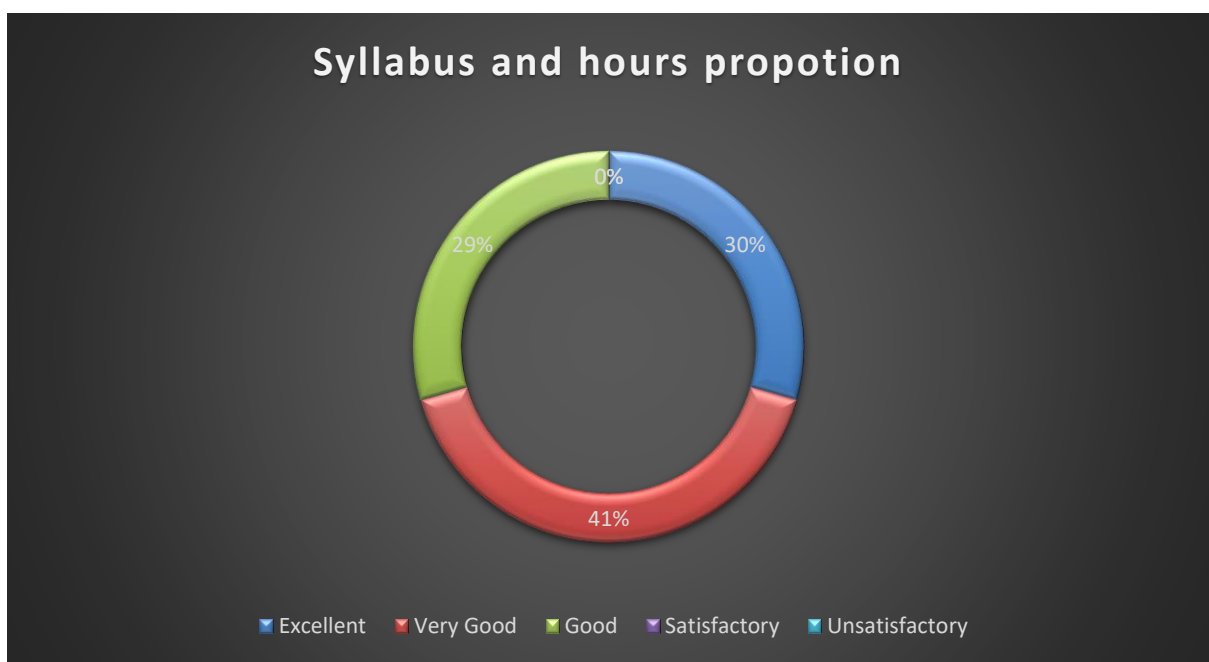
1.5: Clarity and relevance of textual reading material

	Excellent	Very Good	Good	Satisfactory	Unsatisfactory
Level of Satisfaction (%)	64.71	23.53	11.76	0.00	0



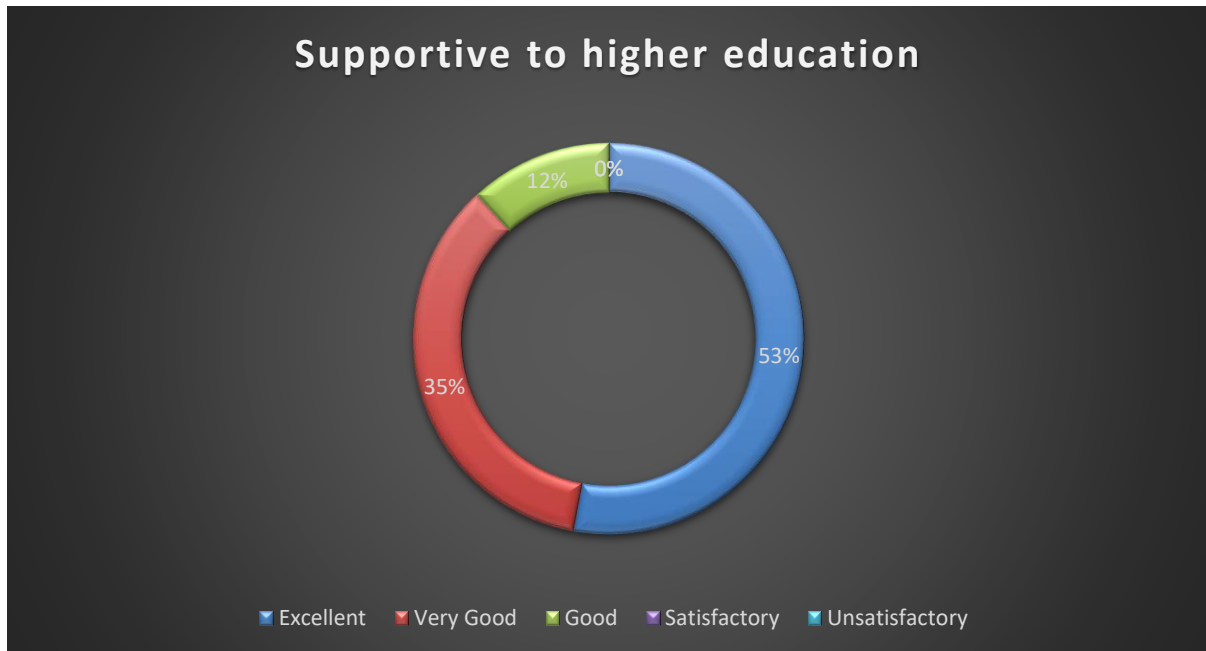
1.6: Proportionality of the syllabus to the number of hours available

	Excellent	Very Good	Good	Satisfactory	Unsatisfactory
Level of Satisfaction (%)	29.41	41.18	29.41	0.00	0



1.7: Extent of support for higher education

	Excellent	Very Good	Good	Satisfactory	Unsatisfactory
Level of Satisfaction (%)	52.94	35.29	11.76	0.00	0

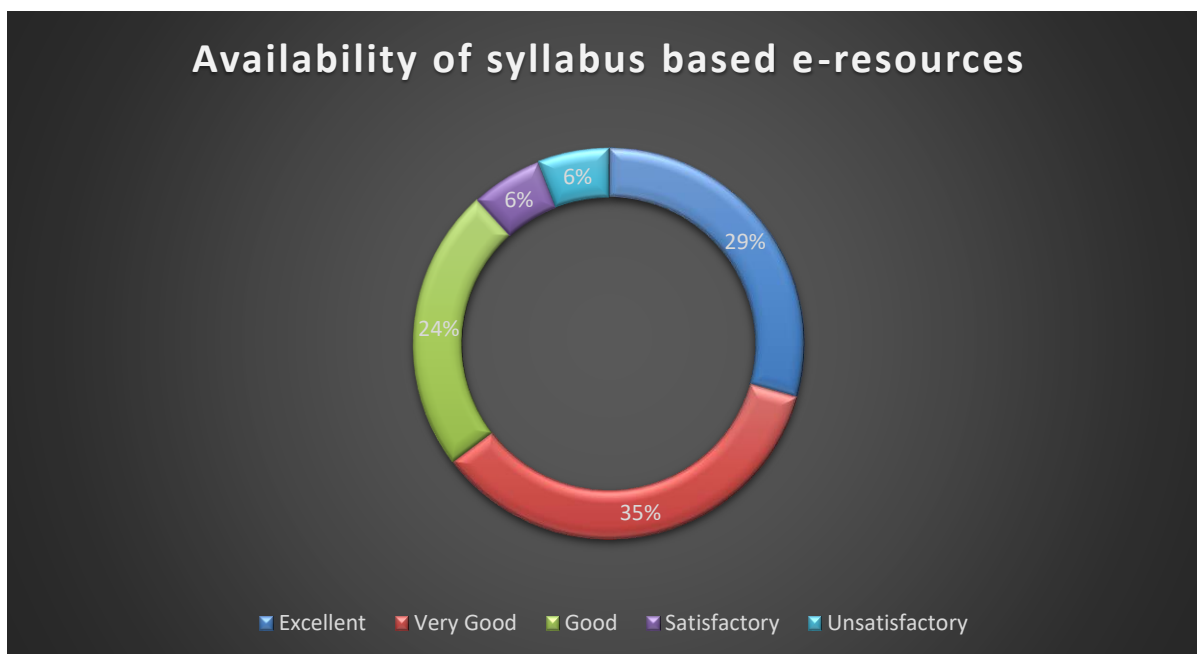
**1.8: Extent to which the syllabus demands extra Reading by the students**

	Excellent	Very Good	Good	Satisfactory	Unsatisfactory
Level of Satisfaction (%)	29.41	23.53	29.41	17.65	0

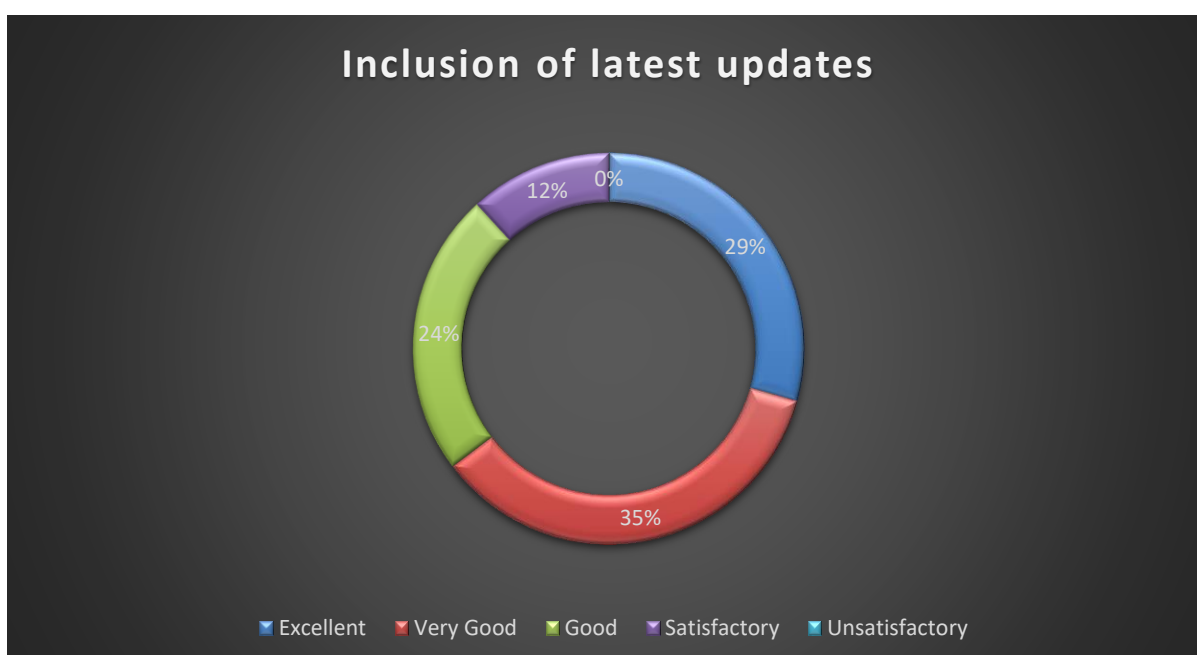


1.9: Availability of syllabus based e-resources

	Excellent	Very Good	Good	Satisfactory	Unsatisfactory
Level of Satisfaction (%)	29.41	35.29	23.53	5.88	5.88

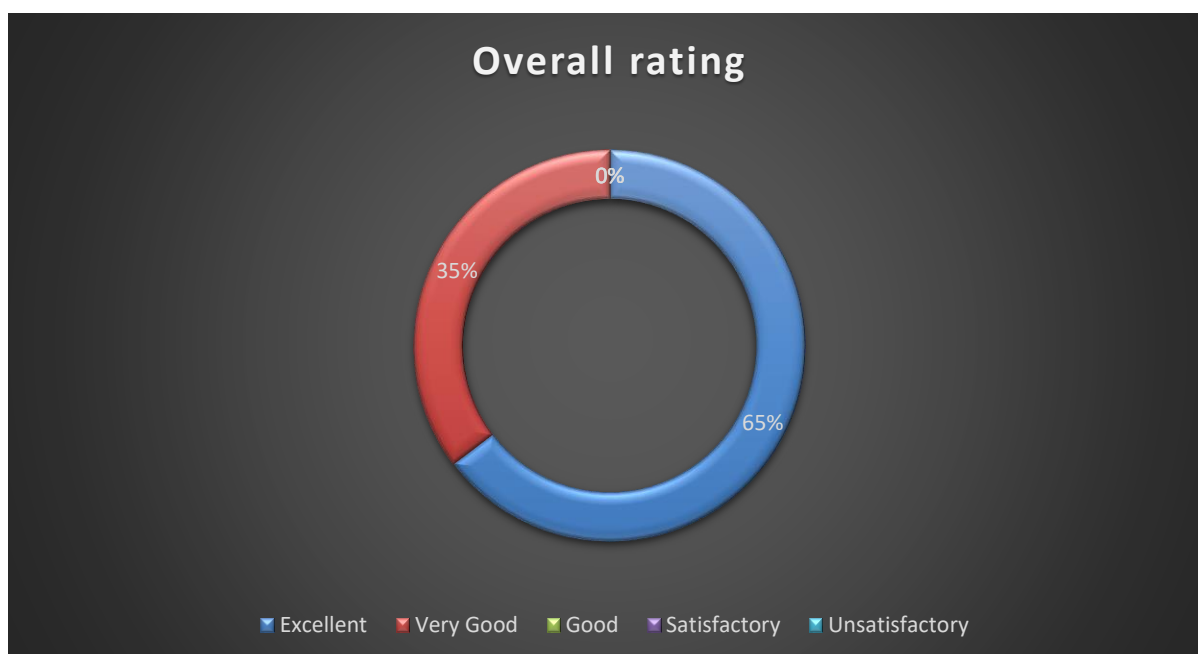
**1.10: Inclusion latest development in the subject**

	Excellent	Very Good	Good	Satisfactory	Unsatisfactory
Level of Satisfaction (%)	29.41	35.29	23.53	11.76	0



1.11: Overall Teaching Experience

	Excellent	Very Good	Good	Satisfactory	Unsatisfactory
Level of Satisfaction (%)	64.71	35.29	0.00	0.00	0



Conclusion

Based on the survey conducted among the teachers at the end of the academic year, it is found that teachers have the view that the curriculum of the Calicut University at UG and PG level are adequately designed to cater to the needs of students. It can be observed that majority of the teachers agreed to the various statements related to curriculum design and curriculum implementation. It indicates teacher's confidence in the quality of the curriculum content and its successful implementation in Darul Uloom Arabic College in the best possible way. The survey results were discussed in the college council and took necessary actions.